
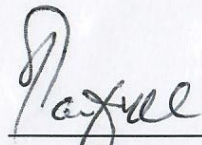



**EFU LIFE ASSURANCE LIMITED**  
**Statement of Changes in Net Assets**  
**As on 30th June 2020**




	Managed Growth Fund	Guaranteed Growth Fund	Capital Growth Fund	Aitemad Growth Fund	Pension Fund	Aggressive Fund	Takaful Growth Fund	Takaful Aggressive Fund	Takaful Conservative Fund
-----Rupees in '000-----									
Fund brought forward	101,933,034	2,627,195	180,193	5,213,168	20,486	239,951	4,675,139	207,260	32,197
Value of creation of units	7,654,273	337,056	-	612,263	141	63,024	1,098,577	71,861	65,548
Increase (decrease) in value of investments in the financial year	2,698,799	-	(3,805)	(55,058)	(833)	(1,508)	6,240	(1,101)	-
Other income	5,570,840	155,952	8,465	288,623	1,060	18,551	256,604	13,740	2,436
	<b>15,923,913</b>	<b>493,008</b>	<b>4,661</b>	<b>845,828</b>	<b>368</b>	<b>80,067</b>	<b>1,361,421</b>	<b>84,501</b>	<b>67,984</b>
<b>Total income</b>	<b>117,856,946</b>	<b>3,120,203</b>	<b>184,854</b>	<b>6,058,996</b>	<b>20,854</b>	<b>320,017</b>	<b>6,036,560</b>	<b>291,761</b>	<b>100,181</b>
Management charges	(789,155)	(20,430)	(1,315)	(43,457)	(145)	(1,965)	(34,585)	(1,557)	(460)
Tax paid									
Other expenditure	(39,088)								
Increase (decrease) in provisions									
Value of cancellation of units	(6,765,549)	(238,478)	(9,030)	(359,177)	(3,080)	(30,271)	(278,170)	(74,828)	(13,531)
<b>Total expenditure</b>	<b>(7,593,792)</b>	<b>(258,909)</b>	<b>(10,345)</b>	<b>(402,635)</b>	<b>(3,225)</b>	<b>(32,235)</b>	<b>(312,755)</b>	<b>(76,385)</b>	<b>(13,991)</b>
Fund carried forward	<b>110,263,154</b>	<b>2,861,294</b>	<b>174,510</b>	<b>5,656,361</b>	<b>17,629</b>	<b>287,782</b>	<b>5,723,804</b>	<b>215,376</b>	<b>86,189</b>

  
 Director  
 HAA

  
 Director  
 SNZ

  
 Managing Director &  
 Chief Executive  
 TGS

  
 Chairman  
 RRB



