
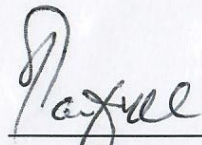



EFU LIFE ASSURANCE LIMITED
Statement of Changes in Net Assets
As on 30th June 2020




	Managed Growth Fund	Guaranteed Growth Fund	Capital Growth Fund	Aitemad Growth Fund	Pension Fund	Aggressive Fund	Takaful Growth Fund	Takaful Aggressive Fund	Takaful Conservative Fund
-----Rupees in '000-----									
Fund brought forward	101,933,034	2,627,195	180,193	5,213,168	20,486	239,951	4,675,139	207,260	32,197
Value of creation of units	7,654,273	337,056	-	612,263	141	63,024	1,098,577	71,861	65,548
Increase (decrease) in value of investments in the financial year	2,698,799	-	(3,805)	(55,058)	(833)	(1,508)	6,240	(1,101)	-
Other income	5,570,840	155,952	8,465	288,623	1,060	18,551	256,604	13,740	2,436
	15,923,913	493,008	4,661	845,828	368	80,067	1,361,421	84,501	67,984
Total income	117,856,946	3,120,203	184,854	6,058,996	20,854	320,017	6,036,560	291,761	100,181
Management charges	(789,155)	(20,430)	(1,315)	(43,457)	(145)	(1,965)	(34,585)	(1,557)	(460)
Tax paid									
Other expenditure	(39,088)								
Increase (decrease) in provisions									
Value of cancellation of units	(6,765,549)	(238,478)	(9,030)	(359,177)	(3,080)	(30,271)	(278,170)	(74,828)	(13,531)
Total expenditure	(7,593,792)	(258,909)	(10,345)	(402,635)	(3,225)	(32,235)	(312,755)	(76,385)	(13,991)
Fund carried forward	110,263,154	2,861,294	174,510	5,656,361	17,629	287,782	5,723,804	215,376	86,189


 Director
 HAA


 Director
 SNZ



 Managing Director &
 Chief Executive
 TGS

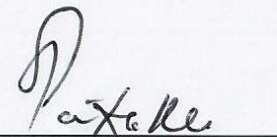

 Chairman
 RRB


EFU LIFE ASSURANCE LIMITED
Statement of Net Assets
Ason 30th June 2020



	Managed Growth Fund	Guaranteed Growth Fund	Capital Growth Fund	Aitemad Growth Fund	Pension Fund	Aggressive Fund	Takaful Growth Fund	Takaful Aggressive Fund	Takaful Conservative Fund
-----Rupees in '000-----									
Bank Balance	1,153,024	613,050	147,169	317,515	1,753	52,137	385,913	37,784	67,421
Total Value of Investment	106,708,851	2,187,290	30,488	5,072,945	15,753	229,800	5,086,755	159,659	15,000
Accrued Interest / Dividend Receivable / Payable	1,865,576	37,342	-	42,951	15	-	61,454	17,966	339
	765,734	24,081	(3,007)	230,700	130	5,893	190,614	-	3,444
Total Fund Value	110,493,185	2,861,763	174,650	5,664,111	17,652	287,829	5,724,736	215,409	86,200
Management Charges	(18,062)	(469)	(29)	(925)	(3)	(47)	(932)	(33)	(14)
Cost of Disposition	(211,969)		(112)	(6,825)	(20)				
Net Assets Value	110,263,154	2,861,294	174,510	5,656,361	17,629	287,782	5,723,804	215,376	86,186


 Director
 HAA


 Director
 SNZ


 Managing Director &
 Chief Executive
 TGS


 Chairman


EFU Life Assurance Limited
Statement of Investment Performance Measurement of the Unit Linked Funds
Ason 30th June 2020




Previous 10 Years					
Sr. No.	Name of the Unit Linked Fund	Type of Fund	Bid price at the beginning of the period (A) 30-Jun-2010	Bid price at the ending of the period (B) 30-Jun-2020	Investment Yield % $Y = ((B/A) - 1) \times 100$
1	Managed Growth Fund		695.1500	1,762.5049	153.543%
2	Capital Growth Fund		206.5900	417.7811	102.227%
3	Aitemad Growth Fund		560.1500	1,322.4893	136.096%
4	Pension Fund		131.6700	312.8520	137.603%
5	Guaranteed Growth Fund		508.8700	1,078.2427	111.890%

Previous 05 Years					
Sr. No.	Name of the Unit Linked Fund	Type of Fund	Bid price at the beginning of the period (A) 30-Jun-2015	Bid price at the ending of the period (B) 30-Jun-2020	Investment Yield % $Y = ((B/A) - 1) \times 100$
1	Managed Growth Fund		1,410.7100	1,762.5049	24.937%
2	Capital Growth Fund		357.3500	417.7811	16.911%
3	Aitemad Growth Fund		1,071.8800	1,322.4893	23.380%
4	Pension Fund		253.9500	312.8520	23.194%
5	Guaranteed Growth Fund		787.6500	1,078.2427	36.894%
6	Takaful Growth Fund		965.9075	1,132.0394	17.200%

Previous 12 Months					
Sr. No.	Name of the Unit Linked Fund	Type of Fund	Bid price at the beginning of the period (A) 30-Jun-2019	Bid price at the ending of the period (B) 30-Jun-2020	Investment Yield % $Y = ((B/A) - 1) \times 100$
1	Managed Growth Fund		1,573.4583	1,762.5049	12.015%
2	Capital Growth Fund		404.6954	417.7811	3.233%
3	Aitemad Growth Fund		1,229.2214	1,322.4893	7.588%
4	Pension Fund		292.1619	312.8520	7.082%
5	Guaranteed Growth Fund		968.5667	1,078.2427	11.324%
6	Aggressive Fund		1,079.6383	1,185.3567	9.792%
7	Takaful Growth Fund		1,047.3672	1,132.0394	8.084%
8	Takaful Aggressive Fund		1,071.1511	1,198.3913	11.879%
9	Takaful Conservative Fund		957.2575	1,025.8375	7.164%


 Director


 Director


 Managing Director &
 Chief Executive


 Chairman