





EFU LIFE ASSURANCE LIMITED
Statement of Net Assets
As on 31st March 2017

	Managed Growth Fund	Guaranteed Growth Fund	Capital Growth Fund	Aitemad Growth Fund	Pension Fund	Takaful Growth Fund
Bank Balance	599,939,543	83,100,289	27,881,703	401,212,379	3,282,603	66,355,921
Total Value of Investment	91,702,337,437	1,399,000,000	226,574,133	2,768,775,954	22,392,162	1,378,014,437
Accrued Interest / Dividend Receivable / Payable	905,971,869	12,159,876	90,000	9,355,573	109,965	2,757,139
	166,675,694	4,569,409	(604,910)	46,343,749.32	20,497	12,206,761
Total Fund Value	93,374,924,543	1,498,829,574	253,940,926	3,225,687,655	25,805,228	1,459,334,257
Management Charges	(26,864,350)	(431,822)	(73,265)	(921,710)	(7,418)	(417,164)
Cost of Disposition	(163,601,510)		(334,079)	(5,971,886)	(28,753)	
Net Assets Value	93,184,458,684	1,498,397,752	253,533,582	3,218,794,058	25,769,057	1,458,917,093


 Director



 Director


 Managing Director
 & Chief Executive


 Chairman

EFU LIFE ASSURANCE LIMITED
Statement of Changes in Net Assets
As on 31st March 2017

	Managed Growth Fund	Guaranteed Growth Fund	Capital Growth Fund	Aitemad Growth Fund	Pension Fund	Takaful Growth Fund
Fund brought forward	90,407,261,568	1,497,857,867	255,499,395	2,848,709,852	25,350,818	1,295,666,881
Value of creation of units	4,943,545,672	72,581,225	902,501	288,302,810	212,070	182,644,269
Increase (decrease) in value of investments in the financial year	(99,277,394)		(240,352)	36,639,594	17,618	36,556,871
Other income	2,619,986,997	22,162,503	2,574,775	141,727,543	302,425	42,503,002
	7,464,255,276	94,743,727	3,236,925	466,669,947	532,112	261,704,142
Total income	97,871,516,844	1,592,601,594	258,736,320	3,315,379,800	25,882,930	1,557,371,023
Management charges	(344,904,543)	(5,565,042)	(954,348)	(11,437,729)	(89,462)	(4,821,716)
Tax paid			1,977			
Other expenditure	(7,943,931)			(677,281)	(54)	
Increase (decrease) in provisions				(30,771)		
Value of cancellation of units	(4,334,209,686)	(88,638,800)	(4,250,366)	(84,439,960)	(24,358)	(93,632,214)
Total expenditure	(4,687,058,160)	(94,203,842)	(5,202,737)	(96,585,741)	(113,873)	(98,453,930)
Fund carried forward	93,184,458,684	1,498,397,752	253,533,582	3,218,794,058	25,769,057	1,458,917,093


 Director Director Managing Director & Chief Executive Chairman

EFU Life Assurance Limited
Statement of Investment Performance Measurement of the Unit Linked Funds
As on 31st March 2017


Previous 10 Years					
Sr. No.	Name of the Unit Linked Fund	Type of Fund	Bid price at the beginning of the period (A) 31-Mar-2007	Bid price at the ending of the period (B) 31-Mar-2017	Investment Yield % $Y = \frac{(B/A) - 1}{100}$
1	Managed Growth Fund		570.19	1,756.14	207.992%
2	Capital Growth Fund		136.53	409.88	200.214%
3	Aitemad Growth Fund		475.00	1,479.65	211.504%
4	Pension Fund		104.38	301.71	189.049%
5	Guaranteed Growth Fund		475.00	856.60	80.338%

Note:

- 1 Fund GGF was started on 07 October 2009 therefore its initial price as on 7th October 2009 is taken
- 2 Fund AGF was started on 24 February 2008 therefore its initial price as on 24 February 2008 is taken

Previous 05 Years					
Sr. No.	Name of the Unit Linked Fund	Type of Fund	Bid price at the beginning of the period (A) 31-Mar-2012	Bid price at the ending of the period (B) 31-Mar-2017	Investment Yield % $Y = \frac{(B/A) - 1}{100}$
1	Managed Growth Fund		875.55	1,756.14	100.576%
2	Capital Growth Fund		267.11	409.88	53.451%
3	Aitemad Growth Fund		689.84	1,479.65	114.491%
4	Pension Fund		167.05	301.71	80.610%
5	Guaranteed Growth Fund		607.93	856.60	40.905%

Previous 12 Months					
Sr. No.	Name of the Unit Linked Fund	Type of Fund	Bid price at the beginning of the period (A) 31-Mar-2016	Bid price at the ending of the period (B) 31-Mar-2017	Investment Yield % $Y = \frac{(B/A) - 1}{100}$
1	Managed Growth Fund		1,486.43	1,756.14	18.145%
2	Capital Growth Fund		373.28	409.88	9.806%
3	Aitemad Growth Fund		1,170.41	1,479.65	26.421%
4	Pension Fund		258.83	301.71	16.566%
5	Guaranteed Growth Fund		818.48	856.60	4.658%
6	Takaful Growth Fund		978.69	1,142.58	16.746%



 Director Director Managing Director & Chief Executive Chairman