




EFU LIFE ASSURANCE LIMITED
Statement of Changes in Net Assets
As on 31st March 2019

	Managed Growth Fund	Guaranteed Growth Fund	Capital Growth Fund	Altemad Growth Fund	Pension Fund	Aggressive Fund	Takaful Growth Fund	Takaful Aggressive Fund
-----Rupees in '000-----								
Fund brought forward	94,390,125	1,883,967	196,821	4,393,866	24,073	158,569	3,365,726	48,723
Value of creation of units	4,401,490	181,540	160	370,435	65	107,663	441,701	153,844
Increase (decrease) in value of investments in the financial year	1,833,234	(11)	9,838	(47,617)	(107)	(16,870)	36,152	2,452
Other income	(578,716)	43,838	6,883	(15,459)	449	13,639	(12,196)	2,374
	5,656,008	225,367	16,881	307,360	406	104,431	465,657	158,669
Total income	100,046,133	2,109,334	213,702	4,701,226	24,480	263,000	3,831,383	207,392
Management charges	(352,633)	(7,139)	(805)	(15,170)	(81)	(514)	(12,670)	(392)
Tax paid								
Other expenditure								
Increase (decrease) in provisions								
Value of cancellation of units	(3,972,377)	(127,196)	(5,991)	(157,310)	(2,645)	(134,197)	(301,432)	(35,887)
Total expenditure	(4,325,010)	(134,335)	(6,795)	(172,480)	(2,726)	(134,711)	(314,102)	(36,279)
Fund carried forward	95,721,124	1,974,999	206,907	4,528,746	21,753	128,289	3,517,281	171,113


 Director



 Director


 Managing Director &
 Chief Executive



 Chairman


EFU LIFE ASSURANCE LIMITED
Statement of Net Assets
As on 31st March 2019

	Managed Growth Fund	Guaranteed Growth Fund	Capital Growth Fund	Aitemad Growth Fund	Pension Fund	Aggressive Fund	Takaful Growth Fund	Takaful Aggressive Fund
-----Rupees in '000-----								
Bank Balance	1,090,343	138,091	26,722	483,356	2,886	57,910	320,167	146,559
Total Value of Investment	93,242,779	1,798,485	171,481	3,958,016	18,752	96,309	3,099,900	19,582
Accrued Interest / Dividend Receivable / Payable	1,030,359.12 521,337.27	30,451 8,134	1,756 7,309	49,797 46,679.24	149 0	749 (26,627)	32,325 66,172	542 4,499
Total Fund Value	95,884,818	1,975,162	207,268	4,537,849	21,787	128,341	3,518,563	171,181
Management Charges	(35,228)	(162)	(76)	(1,651)	(8)	(52)	(1,282)	(68)
Cost of Disposition	(128,467)		(285)	(7,452.47)	(26)			
Net Assets Value	95,721,124	1,974,999	206,907	4,528,746	21,753	128,289	3,517,281	171,113


 Director


 Director


 Managing Director &
 Chief Executive


 Chairman

EFU Life Assurance Limited
Statement of Investment Performance Measurement of the Unit Linked Funds
As on 31st March 2019

Sr. No.	Name of the Unit Linked Fund	Type of Fund	Previous 10 Years		Investment Yield % $Y = ((B/A) - 1) \times 100$
			Bid price at the beginning of the period (A) 31-Mar-2009	Bid price at the ending of the period (B) 31-Mar-2019	
1	Managed Growth Fund		608.35	1,593.1420	161.879%
2	Capital Growth Fund		190.2	417.2141	119.355%
3	Aitemad Growth Fund		484.44	1,274.6327	163.115%
4	Pension Fund		113.41	300.8067	165.238%
5	Guaranteed Growth Fund		475	947.6906	99.514%

Note:


- 1 Fund prices of MGF, CGF, AGF & PF are as of 29th March 2009, due to weekly pricing mechanism at the time
- 2 Fund GGF was started on 07 October 2009 therefore its initial price as on 7th October 2009 is taken

Sr. No.	Name of the Unit Linked Fund	Type of Fund	Previous 05 Years		Investment Yield % $Y = ((B/A) - 1) \times 100$
			Bid price at the beginning of the period (A) 31-Mar-2014	Bid price at the ending of the period (B) 31-Mar-2019	
1	Managed Growth Fund		992.9900	1,593.1420	60.439%
2	Capital Growth Fund		285.8700	417.2141	45.945%
3	Aitemad Growth Fund		787.5600	1,274.6327	61.846%
4	Pension Fund		191.7700	300.8067	56.858%
5	Guaranteed Growth Fund		664.8400	947.6906	42.544%


Sr. No.	Name of the Unit Linked Fund	Type of Fund	Previous 12 Months		Investment Yield % $Y = ((B/A) - 1) \times 100$
			Bid price at the beginning of the period (A) 31-Mar-2018	Bid price at the ending of the period (B) 31-Mar-2019	
1	Managed Growth Fund		1,682.7500	1,593.1420	-5.325%
2	Capital Growth Fund		401.8200	417.2141	3.831%
3	Aitemad Growth Fund		1,330.2800	1,274.6327	-4.183%
4	Pension Fund		305.3900	300.8067	-1.501%
5	Guaranteed Growth Fund		894.5100	947.6906	5.945%
6	Aggressive Fund		797.5500	1,103.5719	38.370%
7	Takaful Growth Fund		1,067.4837	1,065.3798	-0.197%
8	Takaful Aggressive Fund		691.4047	1,077.2822	55.811%



Director



Director



Managing Director &
Chief Executive



Chairman