

**EFU Life Assurance Limited**  
**Statement of Investment Performance Measurement of the Unit Linked Funds**  
**As on 30th June 2019**

Previous 10 Years					
Sr. No.	Name of the Unit Linked Fund	Type of Fund	Bid price at the beginning of the period (A) 30-Jun-2009	Bid price at the ending of the period (B) 30-Jun-2019	Investment Yield % $Y = ((B/A) - 1) \times 100$
1	Managed Growth Fund		637.44	1,573.4600	146.840%
2	Capital Growth Fund		195.74	404.7000	106.754%
3	Aitemad Growth Fund		493.13	1,229.2200	149.269%
4	Pension Fund		118.37	292.1600	146.819%
5	Guaranteed Growth Fund		475	968.5700	103.909%

**Note:**


- 1 Fund prices of MGF, CGF, AGF & PF are as of 28th June 2009, due to weekly pricing mechanism at the time
- 2 Fund GGF was started on 07 October 2009 therefore its initial price as on 7th October 2009 is taken

Previous 05 Years					
Sr. No.	Name of the Unit Linked Fund	Type of Fund	Bid price at the beginning of the period (A) 30-Jun-2014	Bid price at the ending of the period (B) 30-Jun-2019	Investment Yield % $Y = ((B/A) - 1) \times 100$
1	Managed Growth Fund		1,173.5200	1,573.4600	34.080%
2	Capital Growth Fund		311.7600	404.7000	29.811%
3	Aitemad Growth Fund		920.4100	1,229.2200	33.551%
4	Pension Fund		231.1900	292.1600	26.372%
5	Guaranteed Growth Fund		731.2300	968.5700	32.458%

Previous 12 Months					
Sr. No.	Name of the Unit Linked Fund	Type of Fund	Bid price at the beginning of the period (A) 30-Jun-2018	Bid price at the ending of the period (B) 30-Jun-2019	Investment Yield % $Y = ((B/A) - 1) \times 100$
1	Managed Growth Fund		1,631.3600	1,573.4600	-3.549%
2	Capital Growth Fund		386.4700	404.7000	4.717%
3	Aitemad Growth Fund		1,271.4800	1,229.2200	-3.324%
4	Pension Fund		304.5500	292.1600	-4.068%
5	Guaranteed Growth Fund		904.5600	968.5700	7.076%
6	Aggressive Fund		722.2400	1,079.6400	49.485%
7	Takaful Growth Fund		1,042.7000	1,047.3700	0.448%
8	Takaful Aggressive Fund		653.4200	1,047.3700	60.290%
9	Takaful Conservative Fund		950.0000	957.2600	0.764%

**Note:**

- 1 Fund prices of TCF is of 23rd May 2019

  
 Director

  
 Director


  
 Managing Director &  
 Chief Executive


  
 Chairman

**EFU LIFE ASSURANCE LIMITED**  
**Statement of Changes in Net Assets**  
**As on 30th June 2019**

	Managed Growth Fund	Guaranteed Growth Fund	Capital Growth Fund	Altemad Growth Fund	Pension Fund	Aggressive Fund	Takaful Growth Fund	Takaful Aggressive Fund	Takaful Conservative Fund
Fund brought forward	94,390,125	1,883,967	196,821	4,393,866	24,073	158,569	3,365,726	48,723	15,000
Value of creation of units	8,742,028	363,809	160	727,730	332	168,013	908,023	213,715	479
Increase (decrease) in value of investments in the financial year	1,051,390	(11)	6,428	(63,523)	(948)	(23,530)	31,654	569	(340)
Other income	(1,014,342)	95,156	6,037	(151,799)	732	18,612	(56,591)	4,052	(340)
	<b>8,779,077</b>	<b>458,954</b>	<b>12,625</b>	<b>512,408</b>	<b>116</b>	<b>163,095</b>	<b>883,086</b>	<b>218,336</b>	<b>140</b>
<b>Total income</b>	<b>103,169,202</b>	<b>2,342,922</b>	<b>209,447</b>	<b>4,906,274</b>	<b>24,190</b>	<b>321,664</b>	<b>4,248,812</b>	<b>267,059</b>	<b>15,140</b>
Management charges	(706,784)	(14,810)	(1,519)	(30,040)	(153)	(1,067)	(24,793)	(1,008)	(23)
Tax paid									
Other expenditure	35,067								
Increase (decrease) in provisions									
Value of cancellation of units	(7,277,972)	(168,593)	(23,121)	(293,496)	(2,671)	(147,164)	(506,616)	(62,808)	
<b>Total expenditure</b>	<b>(7,949,689)</b>	<b>(183,403)</b>	<b>(24,640)</b>	<b>(323,536)</b>	<b>(2,824)</b>	<b>(148,231)</b>	<b>(531,409)</b>	<b>(63,816)</b>	<b>(23)</b>
Fund carried forward	<b>95,219,513</b>	<b>2,159,518</b>	<b>184,807</b>	<b>4,582,738</b>	<b>21,366</b>	<b>173,433</b>	<b>3,717,403</b>	<b>203,242</b>	<b>15,116</b>

-----Rupees in '000-----

  
 Director

  
 Director


Managing Director &  
 Chief Executive

  
 Chair


**EFU LIFE ASSURANCE LIMITED**  
**Statement of Net Assets**  
**As on 30th June 2019**

	Managed Growth Fund	Guaranteed Growth Fund	Capital Growth Fund	Altemad Growth Fund	Pension Fund	Aggressive Fund	Takaful Growth Fund	Takaful Aggressive Fund	Takaful Conservative Fund
<b>Bank Balance</b>	420,190	163,548	28,847	466,685	15,606	69,377	201,181	91,258	15,000
<b>Total Value of Investment</b>	93,385,183	1,948,457	155,873	3,929,367	5,754	112,073	3,307,880	108,120	
<b>Accrued Interest / Dividend Receivable / Payable</b>	763,395.21	22,897	1	35,254	29	(7,948)	27,773	3	
	795,241.31	26,554	(326)	163,990.66			184,593	3,902	140
<b>Total Fund Value</b>	<b>95,364,010</b>	<b>2,161,456</b>	<b>184,395</b>	<b>4,595,296</b>	<b>21,390</b>	<b>173,502</b>	<b>3,721,428</b>	<b>203,283</b>	<b>15,140</b>
<b>Management Charges</b>	(38,968)	(879)	(77)	(1,856)	(9)	(69)	(1,346)	(74)	(23)
<b>Cost of Disposition</b>	(105,501)		(251)	(5,246.46)	(15)				
<b>Net Assets Value</b>	<b>95,219,541</b>	<b>2,160,577</b>	<b>184,067</b>	<b>4,588,194</b>	<b>21,366</b>	<b>173,433</b>	<b>3,720,082</b>	<b>203,209</b>	<b>15,116</b>

-----Rupees in '000-----

  
 Director

  
 Director

  
 Managing Director &  
 Chief Executive

  
 Chair