



# INVESTMENT MATTERS

## AUGUST 2016

Prepared on 3<sup>rd</sup> September, 2016



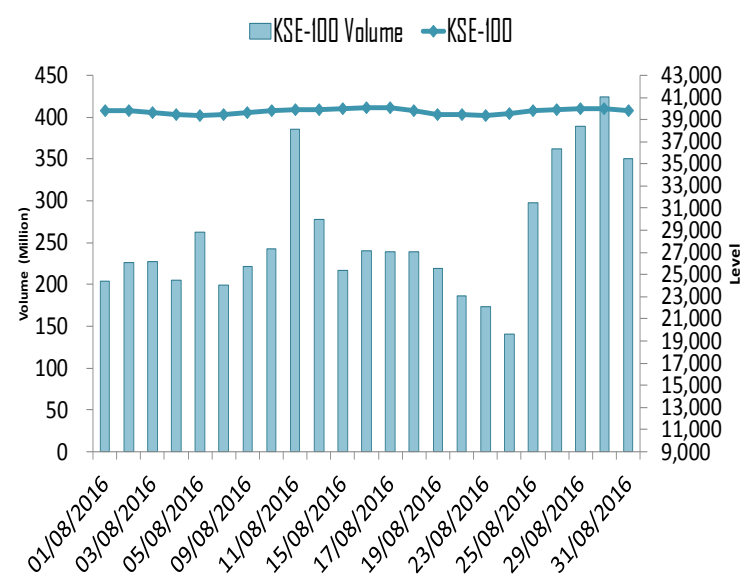
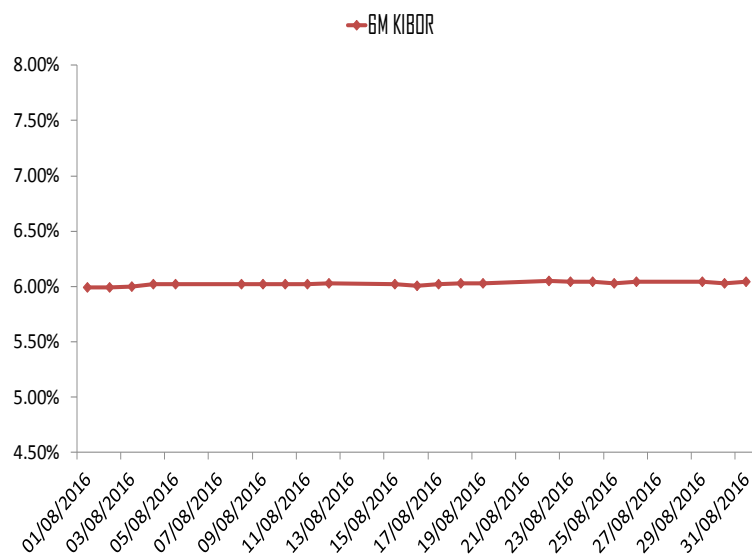
**LIFE**

*Zaroori Hai*

### Market Review

#### Debt Market Review:

- Benchmark lending rate - 6m KIBOR - increased 0.06% over the month closing at 6.04%. The latest weighted average yields for T-Bills stand at 5.8568%, 5.8990% and 5.9128% for 3m, 6m and 12m tenors respectively.
- Inflation for the outgoing month was 3.6% compared to 4.1% for the previous month.



#### Equity Market Review:

- During the month KSE-100 Index increased to end at 39,809.58 while average daily volume increased over the month to 257.72m shares traded against 189.33m last month. Foreign selling of about US\$20.4m (net) was witnessed over the month.
- The KSE-100 index closed at an all-time high and crossed the 40,000 points barrier for the first time however, this was countered by mixed sentiment amidst the ongoing corporate results season and persistent foreign selling.

#### Currency & Commodity Review:

- The USD continued to be stable over the month closing at 104.85, a slight increase from the previous month.
- Oil prices remained under pressure as oversupply concerns persist; average crude prices (Brent and WTI) increased approximately 0.5% from the previous month.

### Managed Growth Fund (MGF)

#### Fund Objective:

MGF aims to provide stable returns with low volatility and a low to moderate risk profile.

It holds a diversified asset mix that includes government securities, bank deposits, and corporate debt securities, as well as equities with strong fundamentals, attractive yields, and sustainable growth.

#### Fund Information:

Assets Under Management	PKR 82.65 billion
Launch Date	18/03/1994
Bid Price At Inception	95.00
Bid Price (Current)	1,584.32
Category	Balanced
Pricing Mechanism	Daily (Forward)
Fund Management Charge	1.5% per annum
Pricing Days	Monday-Friday
Risk Profile	Low to Moderate

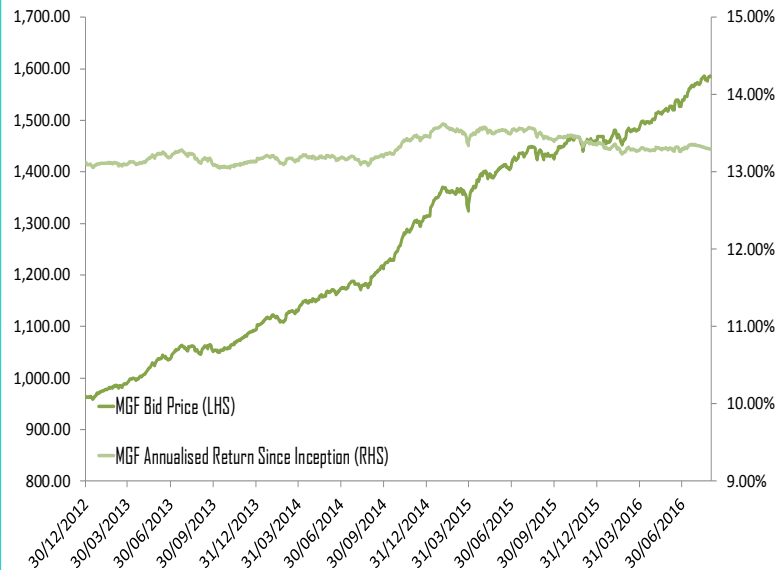
#### Fund Performance:

One-Year Return	9.84%
Three-year Annualised Return	14.73%
Five-Year Annualised Return	14.65%

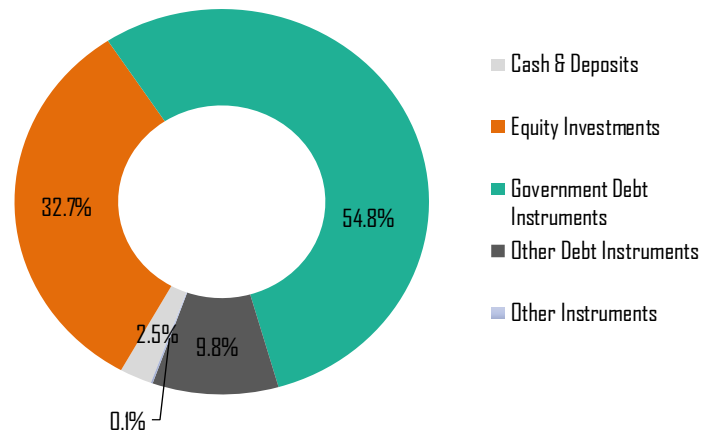
Cumulative Return Since Inception	1567.71%
Annualised Return Since Inception	13.29%

All returns above are net of fund management charge

#### MGF Bid Price and Returns:



#### Asset Allocation:



#### Equity Investments:

Oil & Gas Sector	17.16%
Construction & Materials Sector	14.03%
Banking Sector	13.26%
Automobile & Parts Sector	9.60%
Chemicals Sector	9.54%
Other Sectors	36.40%

### Aitemad Growth Fund (AGF)

#### Fund Objective:

AGF aims to provide reasonable total returns with a moderate risk target.

AGF invests in Shariah-compliant deposits, Certificates of Investment (COI), government and corporate sukuk, and equities.

#### Fund Information:

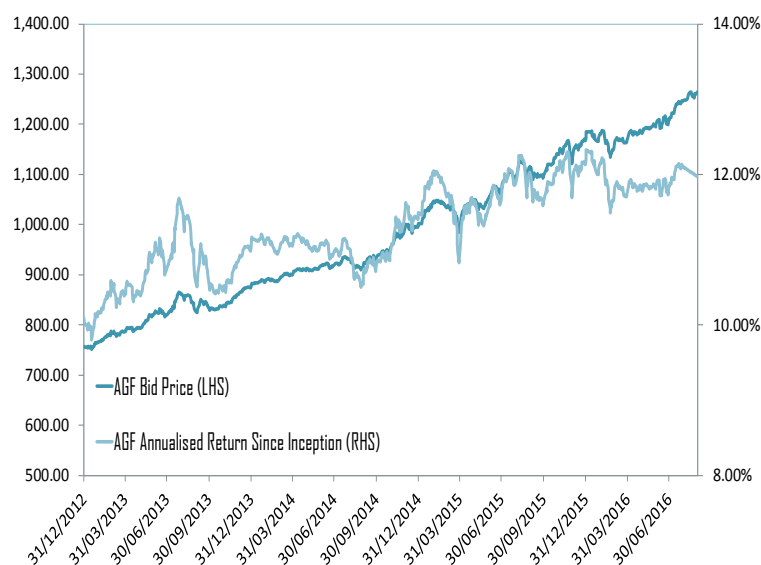
Assets Under Management	PKR 2.33 billion
Launch Date	22/02/2008
Bid Price At Inception	475.00
Bid Price (Current)	1,264.51
Category	Balanced
Pricing Mechanism	Daily (Forward)
Fund Management Charge	1.5% per annum
Pricing Days	Monday-Friday
Risk Profile	Moderate

#### Fund Performance:

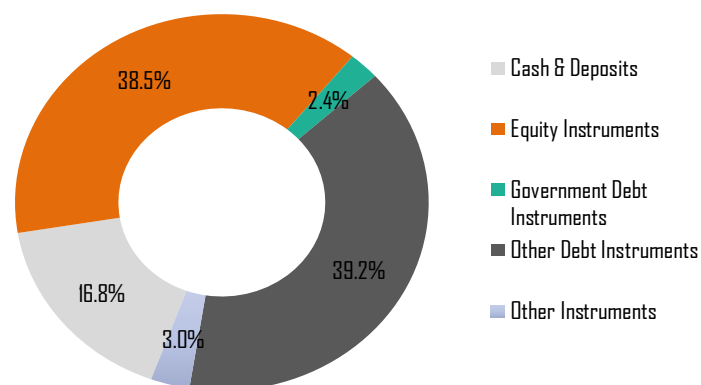
One-Year Return	13.32%
Three-year Annualised Return	15.10%
Five-Year Annualised Return	14.41%
Cumulative Return Since Inception	166.21%
Annualised Return Since Inception	11.97%

All returns above are net of fund management charge

#### AGF Bid Price and Returns:



#### Asset Allocation:



Cash & Deposits	16.8%
Equity Investment Instruments	38.5%
Government Debt Instruments	2.4%
Other Debt Instruments	39.2%
Other Instruments	3.0%

### Guaranteed Growth Fund (GGF)

#### Fund Objective:

GGF is a low-risk fund that offers capital protection along with growth preservation — GGF guarantees that bid price will not fall.

GGF invests only in short-term government and corporate debt Instruments, term deposits, and cash.

#### Fund Information:

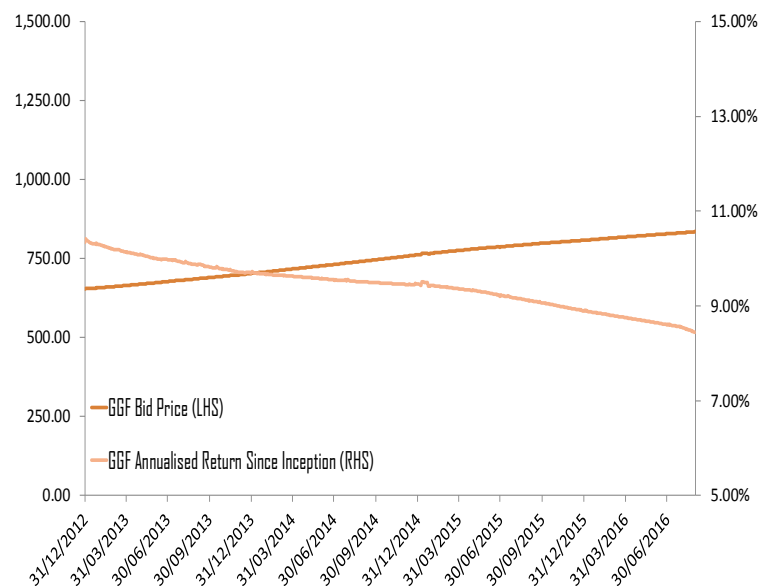
Assets Under Management	PKR 1.43 billion
Launch Date	07/10/2009
Bid Price At Inception	475.00
Bid Price (Current)	835.11
Category	Capital Protection with Growth Preservation
Pricing Mechanism	Daily (Forward)
Fund Management Charge	1.5% per annum
Pricing Days	Monday-Friday
Risk Profile	Low

#### Fund Performance:

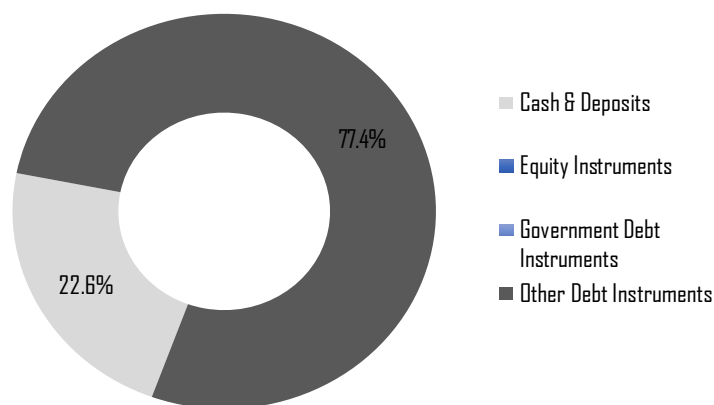
One-Year Return	5.08%
Three-year Annualised Return	6.80%
Cumulative Return Since Inception	75.81%
Annualised Return Since Inception	8.44%

All returns above are net of fund management charge

#### GGF Bid Price and Returns:



#### Asset Allocation:



Cash & Deposits	22.6%
Equity Investments	0.0%
Government Debt Instruments	0.0%
Other Debt Instruments	77.4%