

EFU Life Assurance Limited
Statement of Investment Performance Measurement of the Unit Linked Funds
As on 31st Dec 2019



Previous 10 Years					
Sr. No.	Name of the Unit Linked Fund	Type of Fund	Bid price at the beginning of the period (A) 31-Dec-2009	Bid price at the ending of the period (B) 31-Dec-2019	Investment Yield % $Y=((B/A)-1) \times 100$
1	Managed Growth Fund		691.9700	1,643.2813	137.479%
2	Capital Growth Fund		208.1600	410.1023	97.013%
3	Aitemad Growth Fund		555.6900	1,276.8934	129.785%
4	Pension Fund		125.7200	311.7658	147.984%
5	Guaranteed Growth Fund		484.7700	1,025.1705	111.476%


Previous 05 Years					
Sr. No.	Name of the Unit Linked Fund	Type of Fund	Bid price at the beginning of the period (A) 31-Dec-2014	Bid price at the ending of the period (B) 31-Dec-2019	Investment Yield % $Y=((B/A)-1) \times 100$
1	Managed Growth Fund		1,315.0500	1,643.2813	24.960%
2	Capital Growth Fund		337.4000	410.1023	21.548%
3	Aitemad Growth Fund		1,001.3200	1,276.8934	27.521%
4	Pension Fund		242.9400	311.7658	28.330%
5	Guaranteed Growth Fund		762.6600	1,025.1705	34.420%


Previous 12 Months					
Sr. No.	Name of the Unit Linked Fund	Type of Fund	Bid price at the beginning of the period (A) 31-Dec-2018	Bid price at the ending of the period (B) 31-Dec-2019	Investment Yield % $Y=((B/A)-1) \times 100$
1	Managed Growth Fund		1,578.0450	1,643.2813	4.134%
2	Capital Growth Fund		385.7609	410.1023	6.310%
3	Aitemad Growth Fund		1,298.2485	1,276.8934	-1.645%
4	Pension Fund		297.8910	311.7658	4.658%
5	Guaranteed Growth Fund		929.8460	1,025.1705	10.252%
6	Aggressive Fund		1,139.3348	1,119.6329	-1.729%
7	Takaful Growth Fund		1,061.9785	1,082.8705	1.967%
8	Takaful Aggressive Fund		1,052.0638	1,128.9698	7.310%
9	Takaful Conservative Fund		950.0000	983.6169	3.539%

Note:

- 1 Fund prices of TCF is of 23rd May 2019


Director


Director


Managing Director &
Chief Executive


Chairman

EFU LIFE ASSURANCE LIMITED
Statement of Net Assets
As on 31st Dec 2019



	Managed Growth Fund	Guaranteed Growth Fund	Capital Growth Fund	Aitemad Growth Fund	Pension Fund	Aggressive Fund	Takaful Growth Fund	Takaful Aggressive Fund	Takaful Conservative Fund
Bank Balance	974,158	172,529	148,057	367,777	13,845	36,578	374,852	11,001	16,621
Total Value of Investment	97,680,047	2,345,464	34,434	4,713,166	6,650	199,726	4,081,029	183,726	15,000
Accrued Interest / Dividend Receivable / Payable	1,555,467	67,473	(0)	48,821	12	-	48,366	3,332	110
	1,912,855	42,154	(2,287)	88,049	0	3,686	171,639	9,234	472
Total Fund Value	102,122,527	2,627,620	180,204	5,217,813	20,507	239,989	4,675,886	207,292	32,202
Management Charges	(16,626)	(426)	(7)	(846)	(3)	(38)	(747)	(32)	(5)
Cost of Disposition	(172,868)		(3)	(3,798)	(18)				
Net Assets Value	101,933,034	2,627,195	180,193	5,213,168	20,486	239,951	4,675,139	207,260	32,197

-----Rupees in '000-----

Director

Director

Managing Director &
Chief Executive


Chairman

EFU LIFE ASSURANCE LIMITED
Statement of Changes in Net Assets
As on 31st Dec 2019




	Managed Growth Fund	Guaranteed Growth Fund	Capital Growth Fund	Aitamad Growth Fund	Pension Fund	Aggressive Fund	Takaful Growth Fund	Takaful Aggressive Fund	Takaful Conservative Fund
Fund brought forward	94,390,125	1,883,967	196,821	4,393,866	24,073	158,569	3,365,726	48,723	15,000
Value of creation of units	17,734,840	862,748	859	1,475,064	685	259,412	2,129,304	349,037	88,004
Increase (decrease) in value of investments in the financial year	3,398,933	(36)	3,569	(171)	(77)	(20,187)	27,475	273	-
Other income	2,046,305	251,116	12,138	14,563	1,345	24,493	120,615	13,533	1,819
Total income	23,180,078	1,113,828	16,567	1,489,556	1,953	263,718	2,277,394	362,843	89,823
Total income	117,570,203	2,997,796	213,388	5,883,422	26,026	422,287	5,643,119	411,566	104,823
Management charges	(1,434,921)	(32,890)	(3,060)	(64,561)	(313)	(2,525)	(55,755)	(2,244)	(487)
Tax paid									
Other expenditure	(32,300)								
Increase (decrease) in provisions									
Value of cancellation of units	(14,169,948)	(337,711)	(30,135)	(605,694)	(5,227)	(179,812)	(912,226)	(202,062)	(72,139)
Total expenditure	(15,637,169)	(370,601)	(33,194)	(670,254)	(5,540)	(182,336)	(967,981)	(204,306)	(72,626)
Fund carried forward	101,933,034	2,627,195	180,193	5,213,168	20,486	239,951	4,675,139	207,260	32,197

-----Rupees in '000-----


Director


Director


Managing Director &
Chief Executive


Chairman