

**EFU Life Assurance Limited**  
**Statement of Investment Performance Measurement of the Unit Linked Funds**  
**As on 31st December 2017**

Previous 10 Years					
Sr. No.	Name of the Unit Linked Fund	Type of Fund	Bid price at the beginning of the period (A) 31-Dec-2007	Bid price at the ending of the period (B) 31-Dec-2017	Investment Yield % $Y = ((B/A) - 1) \times 100$
1	Managed Growth Fund		783.3000	1,614.6097	106.129%
2	Capital Growth Fund		221.61	387.0275	74.644%
3	Aitemad Growth Fund		475.0000	1,274.7706	168.373%
4	Pension Fund		134.6600	299.3643	122.311%
5	Guaranteed Growth Fund		475.0000	884.6724	86.247%

**Note:**


- 1 Fund prices of MGF, CGF & PF are as of 25th Sept 2007, due to weekly pricing mechanism at the time
- 2 Fund GGF was started on 07 October 2009 therefore its initial price as on 7th October 2009 is taken
- 3 Fund AGF was started on 24 February 2008 therefore its initial price as on 24 February 2008 is taken

Previous 05 Years					
Sr. No.	Name of the Unit Linked Fund	Type of Fund	Bid price at the beginning of the period (A) 31-Dec-2012	Bid price at the ending of the period (B) 31-Dec-2017	Investment Yield % $Y = ((B/A) - 1) \times 100$
1	Managed Growth Fund		964.4400	1,614.6097	67.414%
2	Capital Growth Fund		284.0300	387.0275	36.263%
3	Aitemad Growth Fund		757.4500	1,274.7706	68.298%
4	Pension Fund		186.6300	299.3643	60.405%
5	Guaranteed Growth Fund		653.2400	884.6724	35.428%


Previous 12 Months					
Sr. No.	Name of the Unit Linked Fund	Type of Fund	Bid price at the beginning of the period (A) 31-Dec-2016	Bid price at the ending of the period (B) 31-Dec-2017	Investment Yield % $Y = ((B/A) - 1) \times 100$
1	Managed Growth Fund		1,714.9655	1,614.6097	-5.852%
2	Capital Growth Fund		407.7039	387.0275	-5.071%
3	Aitemad Growth Fund		1,398.4101	1,274.7706	-8.841%
4	Pension Fund		298.5599	299.3643	0.269%
5	Guaranteed Growth Fund		847.0032	884.6724	4.447%
6	Aggressive Fund		950.0000	753.0219	-20.735%
7	Takaful Growth Fund		1,138.0825	1,030.8260	-9.424%
8	Takaful Aggressive Fund		950.0000	681.2672	-28.288%

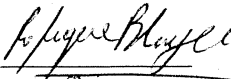
**Note:**

- 1 Fund prices of Aggressive Fund is taken as on 6th April 2017, date of inception of fund.
- 2 Fund prices of Takaful Aggressive Fund is taken as on 3rd May 2017, date of inception of fund.

  
 Director

  
 Director  
 SNZ





  
 Managing Director &  
 Chief Executive

  
 Chairman

**EFU LIFE ASSURANCE LIMITED**  
**Statement of Changes in Net Assets**  
**As on 31st December 2017**

Rupees in '000

	Managed Growth Fund	Guaranteed Growth Fund	Capital Growth Fund	Attemad Growth Fund	Pension Fund	Aggressive Fund	Takaful Growth Fund	Takaful Aggressive Fund
Fund brought forward	90,407,261,568	1,497,857,867	255,499,395	2,848,709,852	25,350,818	25,000,000	1,295,666,881	15,000,000
Value of creation of units Increase (decrease) in value of investments in the financial year	20,704,947,923	327,730,074	902,501	1,351,393,488	1,044,766	23,548,023	1,581,831,959	7,084,252
Other income	(12,474,195,305)	88,991,756	(21,268,045)	(553,063,431)	(1,293,595)	(3,351,807)	(154,585,023)	(2,426,898)
Other income	8,207,216,018	13,045,482	(7,320,062)	270,828,984	1,713,158	(2,932,398)	59,552,755	(2,268,633)
<b>Total income</b>	<b>16,437,968,637</b>	<b>416,721,830</b>	<b>(7,320,062)</b>	<b>1,069,159,041</b>	<b>1,464,328</b>	<b>17,263,818</b>	<b>1,486,799,690</b>	<b>2,388,721</b>
Management charges	106,845,230,205	1,914,579,697	248,179,333	3,917,868,894	26,815,146	42,263,818	2,782,466,572	17,388,721
Tax paid	(1,377,801,675)	(22,893,401)	(3,601,127)	(49,336,330)	(395,294)	(305,415)	(35,945,551)	(187,250)
Other expenditure	8,874,773	(75,336)	(1,031,478)	1,031,478	(780)	(780)	(552,289,143)	(1,294,117)
Increase (decrease) in provisions Value of cancellation of units	(13,806,335,199)	(301,253,036)	(27,527,014)	(379,460,964)	(262,591)	(2,709,793)	(552,289,143)	(1,294,117)
<b>Total expenditure</b>	<b>(15,175,262,101)</b>	<b>(324,146,437)</b>	<b>(31,203,476)</b>	<b>(427,765,817)</b>	<b>(658,665)</b>	<b>(3,015,208)</b>	<b>(588,234,694)</b>	<b>(1,481,367)</b>
Fund carried forward	91,669,968,104	1,590,433,261	216,975,857	3,490,103,077	26,156,481	39,248,610	2,194,231,878	15,907,354

 Director	 Director	 Managing Director & Chief Executive	 Chairman
---	--	---	---





**EFU LIFE ASSURANCE LIMITED**  
Statement of Net Assets  
As on 31st December 2017

	Managed Growth Fund	Guaranteed Growth Fund	Capital Growth Fund	Alternad Growth Fund	Pension Fund	Aggressive Fund	Takatful Growth Fund	Takatful Aggressive Fund
--	---------------------	------------------------	---------------------	----------------------	--------------	-----------------	----------------------	--------------------------

-----Rupees in '000-----

Bank Balance	2,296,810,054	258,283,503	11,514,232	371,375,669	6,043,856	19,655,458	21,185,711	8,704,095
Total Value of Investment	87,561,467,009	1,299,940,028	205,804,956	2,984,196,446	20,064,348	16,292,670	2,009,443,863	5,934,823
Accrued Interest / Dividend Receivable / Payable	1,093,894,192	19,696,065	386,625	12,862,665	27,285	7,294,137	7,294,137	
	725,354,896	12,644,396	(712,089)	121,955,407.69	52,624	3,303,708	156,488,530	1,269,743
<b>Total Fund Value</b>	<b>91,677,526,151</b>	<b>1,590,563,992</b>	<b>216,993,723</b>	<b>3,490,390,188</b>	<b>26,188,113</b>	<b>39,251,836</b>	<b>2,194,412,241</b>	<b>15,908,661</b>
Management Charges	(7,535,139)	(130,731)	(17,835)	(286,881)	(2,152)	(3,226)	(180,363)	(1,308)
Cost of Disposition	(22,908)		(31)	(230)	(29,479)			
<b>Net Assets Value</b>	<b>91,669,968,104</b>	<b>1,590,433,261</b>	<b>216,975,857</b>	<b>3,490,103,077</b>	<b>26,156,481</b>	<b>39,248,610</b>	<b>2,194,231,878</b>	<b>15,907,354</b>

Rupees in '000

 Director	 Director	 Managing Director & Chief Executive	 Chairman
---	---	---	---